
SONICLEAN SUSAN LEE

SO EASY – SO FAST – SO CLEAN

WHAT IS
Ultrasonic
Cleaning?

Ultrasonic cleaning is the removal of foreign soil or contaminants from objects.

In comparison to manual scrubbing or spray cleaning, ultrasonic cleaning brings quality and efficiency with: consistent precision cleaning and cost, time, and energy savings; and reduces: effort, chemicals, water consumption and risk of cross-contamination.

It involves microscopic blasting beads that clean between crevices and hinges, targeting hard-to-reach areas. Billions of cleaning beads scan and blast inaccessible areas invisible to the human eye.

How Ultrasonics Work

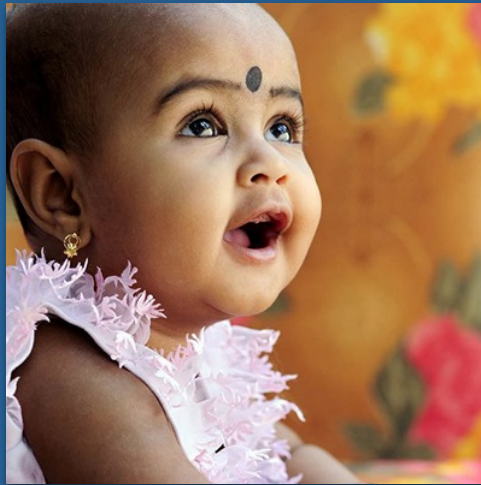


WHY YOU SHOULD USE

Ultrasonic Cleaners

SONICLEAN SUSAN LEE

Save Lives



Save Money



Eco-Friendly



Efficient



SO EASY - SO FAST - SO CLEAN

Lower ecological/environmental footprint:

- Lower energy usage.
- Less water usage.
- Less chemical usage.
- Lower re-processing cost.

- It only takes 5 minutes per cycle to clean a tray of instruments.
- Electricity usage is only 50 watts (160TD).
- Uses 0.5% liquid solution (Sonic 1).
- Water is re-usable.

FACT: 5 minutes cleaning of one batch of instruments in an ultrasonic cleaner is equivalent to one hour of manual cleaning labour.

Soniclean pioneered and has proven their Ultrasonic Technology since 1989, creating a quantum in making power Ultrasonics efficient.

The concept is based on the unique principles of acoustics and optimising it's harmonic properties.

SONICLEAN SUSAN LEE

HOW TO CHOOSE
Ultrasonic
Cleaners

SO EASY – SO FAST – SO CLEAN

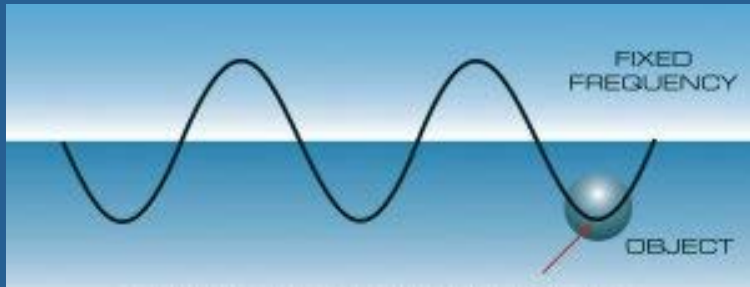
The machine must have the following:

- Fully sealed to IP 66/67.

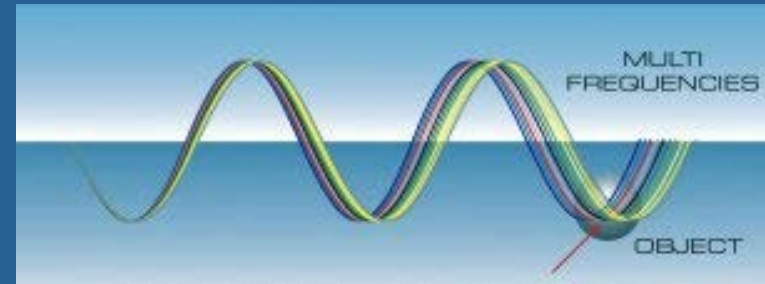
Reason: High humidity or water causes damage to internal electronics, and air borne dirt and microbes may harbour in these openings.

- Compact, stable and lightweight, with a small environmental footprint.
- Pulse Swept Power to ensure thorough precision cleaning, without damage to instruments.
- Material or finish that fits Clean Room Standards.

PULSE SWEEPED POWER™



Damaging Uneven Clean



Thorough Gentle Clean

List of Standards related to Ultrasonic Cleaning and Decontamination:

- AS 2773.1 – 1998 Ultrasonic cleaners for health care facilities Part 1: Non-portable.
- AS 2773.2 – 1999 Ultrasonic cleaners for health care facilities – Benchtop
- AS/NZS 4187:2003 Cleaning, disinfecting and sterilising reusable medical and surgical instruments and equipment, and maintenance of associated environments in health care facilities.
- AS/NZS 4815:2006 Office base health care facilities – reprocessing of reusable medical and surgical instruments and equipment, and maintenance of the associated environment.

www.standards.org.au

- Reduces risk to staff from dangerous aerosols.
- Removes bio-burden from intricate and inaccessible crevices, not possible with other mechanical washers.
- Higher level of asepsis.
- Prevents cross-contamination.

SONICLEAN SUSAN LEE

<http://www.youtube.com/watch?v=hx1t0BHm6q0>

SO EASY – SO FAST – SO CLEAN



ISO 9001

BUREAU VERITAS
Certification



TGA Approvals

ARTG number 104498

ARTG number 141350

SUSAN LEE

Thank you,

SONICLEAN™

SO EASY - SO FAST - SO CLEAN

